

































Statistiques eplouribousse

Arrêtées au 25 juillet 2013

Prochaine mise à jour prévue le 16 septembre 2013

| Projets engagés | | BUBP (LC) | PAPS (IEP_IPAG v IHEE) | Illkirch (IUT v Pharmacie) | PEGE | Arts | Sce comm | Total | % des candidats propres | PPN traités (au 25 juillet 2013) | Avancement dans le cadre des projets engagés (au 25 juillet 2013) | Avancement relativement aux candidats propres (au 25 juillet 2013) | |
|---------------------|-------------------|---------------|------------------------|----------------------------|------------|------------|-----------|----------|-------------------------|----------------------------------|---|--|--|
| échéance prévue | | juin-14 | juin-14 | avr-14 | juin-14 | juin-14 | juin-14 | | | | | | |
| Structure | Candidats propres | PPN à traiter | | | | | | | | | | | |
| Toutes | | 2253 | 777 | 464 | 216 | 211 | 39 | 6 | 1415 | 63% | 565 |  40% |  25% |
| Arts | 39 | | 1 | 2 | | 39 | | 39 | 100% | | | 0% | 0% |
| BCRC | 310 | 226 | | 3 | 2 | | | 226 | 73% | 174 |  77% |  56% | |
| BMO | 537 | 219 | 9 | 47 | 4 | | 3 | 257 | 48% | 191 |  74% |  36% | |
| BPSE | 137 | 33 | 13 | 20 | 12 | 1 | 1 | 64 | 47% | 19 |  30% |  14% | |
| BUBP | 777 | 777 | 13 | 96 | 14 | | 3 | 777 | 100% | 410 |  53% |  53% | |
| CHU_Hautepierre | 270 | 28 | | 13 | | | | 38 | 14% | | | 0% | 0% |
| Communs_juridiques | 181 | 17 | 82 | 22 | 33 | 1 | | 119 | 66% | | | 0% | 0% |
| CUEJ | 40 | | 26 | 13 | 5 | | | 32 | 80% | | | 0% | 0% |
| ECPM | 41 | 33 | | 3 | | | | 33 | 80% | 26 |  79% |  63% | |
| Fac_droit | 284 | 3 | 77 | 14 | 27 | | | 88 | 31% | | | 0% | 0% |
| Geographie | 206 | 84 | 60 | 14 | 33 | 1 | 2 | 155 | 75% | | | 0% | 0% |
| Huet_Weiller | 127 | 3 | 40 | 5 | 9 | | | 43 | 34% | 1 |  2% |  1% | |
| IdT | 286 | 9 | 128 | 17 | 66 | | 2 | 173 | 60% | | | 0% | 0% |
| IEP_IPAG | 369 | 9 | 369 | 37 | 104 | 1 | | 369 | 100% | 44 |  12% |  12% | |
| IHEE | 190 | 5 | 190 | 14 | 28 | | | 190 | 100% | 9 |  5% |  5% | |
| IUFM_CAREL | 2 | | | | | | | | | | | 0% | * |
| IUFM_Colmar | | | | | | | | | | | | | |
| IUFM_Meinau | 1 | 1 | | 1 | | | | 1 | 100% | | | 0% | 0% |
| IUT_RS | 112 | 28 | 39 | 112 | 40 | 2 | | 112 | 100% | 44 |  39% |  39% | |
| Langues | 59 | 1 | 14 | 7 | 5 | 2 | | 20 | 34% | | | 0% | 0% |
| MISHA | 93 | 7 | 1 | | | 26 | | 34 | 37% | | | 0% | 0% |
| PEGE | 211 | 14 | 113 | 41 | 211 | | | 211 | 100% | 35 |  17% |  17% | |
| Pharmacie | 106 | 70 | 4 | 106 | 3 | | | 106 | 100% | 15 |  14% |  14% | |
| Pole_API | 153 | 108 | 2 | 17 | 11 | | | 117 | 76% | 68 |  58% |  44% | |
| Portique | 127 | 12 | 29 | 9 | 4 | 4 | | 47 | 37% | | | 0% | 0% |
| Recherche_juridique | 299 | 5 | 105 | 6 | 21 | 1 | | 123 | 41% | | | 0% | 0% |
| Sce_communication | 6 | 3 | | | | | 6 | 6 | 100% | 2 |  33% |  33% | |
| Sces_historiques | 164 | 7 | 55 | 12 | 15 | 8 | | 73 | 45% | 13 |  18% |  8% | |
| Sces_sociales | 171 | 3 | 80 | 18 | 35 | 2 | | 95 | 56% | 5 |  5% |  3% | |
| u2u3_lshs | 44 | 7 | 28 | 13 | 10 | | | 36 | 82% | | | 0% | 0% |
| UFR_sces_physiques | 142 | 91 | | 3 | | | | 91 | 64% | | | 0% | 0% |

* (Hors projets engagés)