





























































Statistiques eplouribousse

Arrêtées au 09 décembre 2013

Prochaine mise à jour prévue au 1000e PPN traité

Projets engagés		BUBP (LC)	PAPS (IEP_IPAG v IHEE)	Illkirch (IUT v Pharmacie)	PEGE	Arts	Sce comm	Total	% des candidats propres	PPN traités	Avancement dans le cadre des projets engagés	Avancement relativement aux candidats propres		
échéance prévue		juin-14	juin-14	avr-14	juin-14	juin-14	juin-14							
Structure	Candidats propres	PPN à traiter												
Toutes	2253	777	464	216	211	39	6	1415	63%	803		57%		36%
Arts	39		1	2		39		39	100%	2		5%		5%
BCRC	310	226		3	2			226	73%	183		81%		59%
BMO	537	219	9	47	4		3	257	48%	192		75%		36%
BPSE	137	33	13	20	12	1	1	64	47%	31		48%		23%
BUBP	777	777	13	96	14		3	777	100%	547		70%		70%
CHU_Hautepierre	270	28		13				38	14%			0%		0%
Communs_juridiques	181	17	82	22	33	1		119	66%			0%		0%
CUEJ	40		26	13	5			32	80%			0%		0%
ECPM	41	33		3				33	80%	31		94%		76%
Fac_droit	284	3	77	14	27			88	31%			0%		0%
Géographie	206	84	60	14	33	1	2	155	75%	66		43%		32%
Huet_Weiller	127	3	40	5	9			43	34%	1		2%		1%
IdT	286	9	128	17	66		2	173	60%			0%		0%
IEP_IPAG	369	9	369	37	104	1		369	100%	85		23%		23%
IHEE	190	5	190	14	28			190	100%	17		9%		9%
IUFM_CAREL	2									1		50%		*
IUFM_Colmar														
IUFM_Meinau	1	1		1				1	100%			0%		*
IUT_RS	112	28	39	112	40	2		112	100%	50		45%		45%
Langues	59	1	14	7	5	2		20	34%	1		5%		2%
MISHA	93	7	1			26		34	37%	7		21%		8%
PEGE	211	14	113	41	211			211	100%	64		30%		30%
Pharmacie	106	70	4	106	3			106	100%	15		14%		14%
Pole_API	153	108	2	17	11			117	76%	113		97%		74%
Portique	127	12	29	9	4	4		47	37%	1		2%		1%
Recherche_juridique	299	5	105	6	21	1		123	41%			0%		0%
Sce_communication	6	3					6	6	100%	3		50%		50%
Sces_historiques	164	7	55	12	15	8		73	45%	21		29%		13%
Sces_sociales	171	3	80	18	35	2		95	56%	15		16%		9%
u2u3_lshs	44	7	28	13	10			36	82%	0		0%		0%
UFR_sces_physiques	142	91		3				91	64%			0%		0%

* (Hors projets engagés)