



















































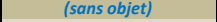
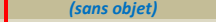

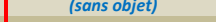


Statistiques eplouribouise

Arrêtées au 31 mars 2014

Prochaine mise à jour prévue au 30 juin 2014

Projets engagés		BUBP (LC)	PAPS (IEP_IPAG v IHEE)	Illkirch (IUT v Pharmacie)	PEGE	Arts	Sce comm	Total	% des candidats propres	PPN traités	Avancement (relativement aux projets engagés)	Avancement (relativement aux candidats propres)	Structure	
échéance prévue		juin-14	juin-14	juin-14	juin-14	juin-14	juin-14							
Structure	Candidats propres	PPN à traiter												
Toutes		2253	777	464	216	211	39	6	1415	63%	1002	 71%	 44%	Structure
IUFM_Meinau	1	1		1					1	100%	1	 100%	 100%	IUFM_Meinau
Pole_API	153	108	2	17	11				117	76%	119	 102%	 78%	Pole_API
ECPM	41	33		3					33	80%	31	 94%	 76%	ECPM
BUBP	777	777	13	96	14				777	100%	566	 73%	 73%	BUBP
Sce_communication	6	3							6	100%	4	 67%	 67%	Sce_communication
BCRC	310	226		3	2				226	73%	185	 82%	 60%	BCRC
BPSE	137	33	13	20	12	1		1	64	47%	80	 125%	 58%	BPSE
IUT_RS	112	28	39	112	40	2			112	100%	61	 54%	 54%	IUT_RS
Geographie	206	84	60	14	33	1		2	155	75%	104	 67%	 50%	Geographie
IUFM_CAREL	2										1	 50%	 50%	IUFM_CAREL
BMO	537	219	9	47	4			3	257	48%	217	 84%	 40%	BMO
PEGE	211	14	113	41	211				211	100%	74	 35%	 35%	PEGE
IEP_IPAG	369	9	369	37	104	1			369	100%	116	 31%	 31%	IEP_IPAG
Portique	127	12	29	9	4	4			47	37%	37	 79%	 29%	Portique
Sces_historiques	164	7	55	12	15	8			73	45%	40	 55%	 24%	Sces_historiques
Sces_sociales	171	3	80	18	35	2			95	56%	41	 43%	 24%	Sces_sociales
u2u3_lshs	44	7	28	13	10				36	82%	10	 28%	 23%	u2u3_lshs
IHEE	190	5	190	14	28				190	100%	30	 16%	 16%	IHEE
Pharmacie	106	70	4	106	3				106	100%	15	 14%	 14%	Pharmacie
MISHA	93	7	1						34	37%	12	 35%	 13%	MISHA
Arts	39		1	2					39	100%	2	 5%	 5%	Arts
Langues	59	1	14	7	5	2			20	34%	1	 5%	 2%	Langues
Huet_Weiller	127	3	40	5	9				43	34%	2	 5%	 2%	Huet_Weiller
Recherche_juridique	299	5	105	6	21	1			123	41%	4	 3%	 1%	Recherche_juridique
Fac_droit	284	3	77	14	27				88	31%	3	 3%	 1%	Fac_droit
IdT	286	9	128	17	66			2	173	60%	2	 1%	 1%	IdT
CHU_Hautepierre	270	28		13					38	14%	0	 0%	 0%	CHU_Hautepierre
UFR_sces_physiques	142	91		3					91	64%	(en attente)	(en attente)	(en attente)	UFR_sces_physiques
Communs_juridiques	181	17	82	22	33	1			119	66%	(sans objet)	(sans objet)	(sans objet)	Communs_juridiques
CUEJ	40		26	13	5				32	80%	(sans objet)	(sans objet)	(sans objet)	CUEJ
IUFM_Colmar											(sans objet)	(sans objet)	(sans objet)	IUFM_Colmar

& (hors projets engagés)

\* (y compris hors projets engagés)